




EOSLED

Recessed Linear Lighting

The DFG luminaire series by EOSLED features a recessed-type design suitable for use in recessed ceilings. They can be used as single profiles up to approximately 2.5 meters in length for linear applications and can be connected end-to-end to create a continuous light line. A ceiling mounting apparatus ensures firm attachment of the luminaire frame to the ceiling edges. The light emitted from the LED source creates a soft and pleasant atmosphere as it passes through the opal diffuser.



RAL COLORS

Std.

9016

Opt.

9005

9006

DFG20



Code	Luminous Flux	System Power	Weight
DFG20 / 50	625 lm	7.5 W	0.25 Kg
DFG20 / 100	1.250 lm	15 W	0.50 Kg
DFG20 / 120	1.550 lm	17.5 W	0.60 Kg
DFG20 / 150	1.850 lm	20 W	0.75 Kg

Body: Aluminum Extrusion

Diffuser: Opal

Driver: Included

Beam Angle: 100°

Voltage: 220~240VAC

Color Temperature: 2700-3000-4000-5000-6500K

Led: Mid Power



Code	a	b	c
DFG 20/50	511 mm	35 mm	16 mm
DFG 20/100	1010 mm	35 mm	16 mm
DFG 20/120	1208 mm	35 mm	16 mm
DFG 20/150	1505 mm	35 mm	16 mm



BOX DIMENSIONS

DFR20/100: 105x5x5cm

DFR20/120: 125x5x5cm

DFR20/150: 155x5x5cm

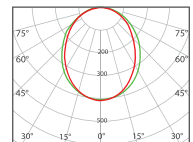


BOX WEIGHT


DFR20/100: 0.5 Kg

DFR20/120: 0.6 Kg

DFR20/150: 0.7 Kg



cd/klm
— C0 - C180 — C90 - C270



DFG30



Code	Luminous Flux	System Power	Weight
DFG30 / 100	2.300 lm	27W	1.25 Kg
DFG30 / 120	3.000 lm	35W	1.45 Kg
DFG30 / 150	3.550 lm	42W	1.75 Kg

Body: Aluminum Extrusion
Diffuser: Opal
Driver: Included

Beam Angle: 100°
Voltage: 220~240VAC

Color Temperature: 2700-3000-4000-5000-6500K
Led: Mid Power



Code	a	b	c
DFG 30/100	956 mm	46 mm	52 mm
DFG 30/120	1220 mm	46 mm	52 mm
DFG 30/150	1484 mm	46 mm	52 mm



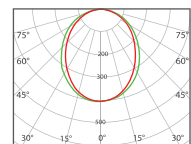
BOX DIMENSIONS


DFG30/100 15x8x110 cm
 DFG30/120 15x8x130 cm
 DFG30/150 15x8x160 cm



BOX WEIGHT

DFG30/100 1.5 kg
 DFG30/120 1.75 kg
 DFG30/150 2.0 kg





RAL COLORS

Std.

9016

Opt.

9005

9006

DFG50



Code	Luminous Flux	System Power	Weight
DFG50 / 50	1.400 lm	15 W	1.0 Kg
DFG50 / 100	2.800 lm	30 W	1.9 Kg
DFG50 / 120	3.360 lm	35 W	2.3 Kg
DFG50 / 150	4.200 lm	45 W	2.7Kg

Body: Aluminum Extrusion
Diffuser: Opal
Driver: Included

Beam Angle: 100°
Voltage: 220~240 VAC

Color Temperature: 2700-3000-4000-5000-6500K
Led: Mid Power



Code	a	b	c
DFG 50/50	530 mm	73 mm	83 mm
DFG 50/100	1030 mm	73 mm	83 mm
DFG 50/120	1220 mm	73 mm	83 mm
DFG 50/150	1530 mm	73 mm	83 mm



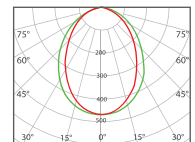
BOX DIMENSIONS

DFG50/100 15x8x110 cm
 DFG50/120 15x8x130 cm
 DFG50/150 15x8x160 cm



BOX WEIGHT

DFG50/100 2.1 kg
 DFG50/120 2.5 kg
 DFG50/150 3.0 kg



cd/klm
 — C0 - C180 — C90 - C270