

PLN

Industrial Luminaires



PLN luminaires combine flawless design, high efficiency, and versatile optical options for a wide range of lighting applications. This innovative, contemporary industrial lighting solution offers significant opportunities for lighting designers and exceptional convenience for practitioners. Each luminaire is manufactured using the highest-quality, longest-lasting materials. They are tested under extreme environmental conditions, including humidity, dust, heat, and cold, to ensure reliable performance. The optics of each module are designed according to their mechanical and electrical properties, and optimal module combinations have been developed to deliver the best possible lighting results.



RAL COLORS

Std.

9005

Opt.

9016

9006

PLN 300

IP66  

| Code | Beam Angle | Luminous Flux | System Power | Weight |
|------------|--------------|---------------|--------------|--------|
| PLN-300 NB | 15° | 33.200 lm | 300 W | 7 Kg |
| PLN-300 MB | 45° | 37.300 lm | 300 W | 7 Kg |
| PLN-300 WB | 90° | 39.000 lm | 300 W | 7 Kg |
| PLN-300 AS | Asymmetrical | 37.500 lm | 300 W | 7 Kg |

Body: Aluminum extrusion

Lens: PMMA

Voltage: 220~240 VAC

Driver: Included


Color Temperature: 3000-4000-5000-6500K

Led: Mid-Power & High-Power

ACCESSORIES



Tilting Bracket



250 mm



618 mm

106mm

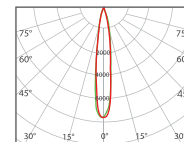


BOX DIMENSIONS
70x30x20 cm



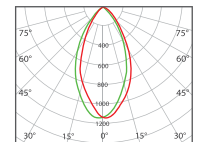
BOX WEIGHT
7.5 kg

NARROW



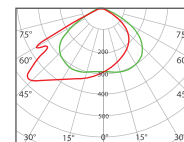
cd/klm
— C0 - C180 — C90 - C270

MEDIUM



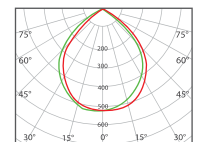
cd/klm
— C0 - C180 — C90 - C270

ASYMMETRICAL



cd/klm
— C0 - C180 — C90 - C270


WIDE



cd/klm
— C0 - C180 — C90 - C270

RAL COLORS

- Std.  9005
- Opt.  9016
-  9006



PLN 150

IP66  

| Code | Beam Angle | Luminous Flux | System Power | Weight |
|------------|--------------|---------------|--------------|--------|
| PLN-150 NB | 15° | 16.600 lm | 150 W | 4.5 Kg |
| PLN-150 MB | 45° | 18.650 lm | 150 W | 4.5 Kg |
| PLN-150 WB | 90° | 19.500 lm | 150 W | 4.5 Kg |
| PLN-150 AS | Asymmetrical | 18.750 lm | 150 W | 4.5 Kg |

Body: Aluminum extrusion
Lens: PMMA


Voltage: 220~240 VAC
Driver: Included

Color Temperature: 3000-4000-5000-6500K
Led: Mid-Power & High-Power

ACCESSORIES



Adjustable Bracket

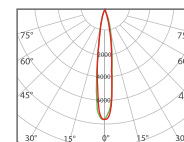


BOX DIMENSIONS
63x20x20 cm

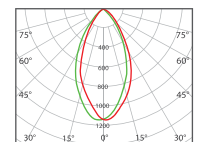


BOX WEIGHT
5 kg

NARROW



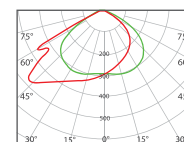
MEDIUM



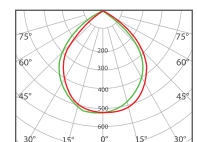
cd/klm — C0 - C180 — C90 - C270

cd/klm — C0 - C180 — C90 - C270

ASYMMETRICAL



WIDE



cd/klm — C0 - C180 — C90 - C270

cd/klm — C0 - C180 — C90 - C270



RAL COLORS

- Std.  9005
- Opt.  9016
-  9006

PLN 75

IP66  

| Code | Beam Angle | Luminous Flux | System Power | Weight |
|-----------|--------------|---------------|--------------|--------|
| PLN-75 NB | 15° | 8.300 lm | 75 W | 2.5 Kg |
| PLN-75 MB | 45° | 9.320 lm | 75 W | 2.5 Kg |
| PLN-75 WB | 90° | 9.750 lm | 75 W | 2.5 Kg |
| PLN-75 AS | Asymmetrical | 9.380 lm | 75 W | 2.5 Kg |

Body: Aluminum extrusion
Lens: PMMA


Voltage: 220~240 VAC
Driver: Included

Color Temperature: 3000-4000-5000-6500K
Led: Mid-Power & High-Power

ACCESSORIES



Adjustable Bracket



BOX DIMENSIONS
50x20x20 cm



BOX WEIGHT
3 kg

